



# Monthly MA APCD / Case Mix User Workgroup Webinar

December 22, 2015

# Agenda

---



- Pharmacy Versioning in MA APCD
- 2013 MA APCD Profile Reports
- User Questions
- Q&A

# Pharmacy Versioning

---



Rx versioning previously implemented for large submitters in MA APCD Releases 3.0 and 4.0:

- MassHealth
- Blue Cross Blue Shield of MA
- Tufts Health Plan (commercial claims only)
- Harvard Pilgrim Health Plan

# Pharmacy Versioning

---



CHIA is working with other carriers to develop methods for versioning Rx claims, where possible.

Some of the carriers CHIA is currently working with:  
Anthem, United Healthcare, Fallon, Neighborhood Health Plan, Boston Medical Center, Network Health, Health New England, Aetna, CIGNA, Celticare, Health Plans Inc., Connecticare, Minuteman Health Inc.

# Pharmacy Versioning Method

---



- CHIA profiles a sample of the data (one month of data from calendar years 2011, 2012, 2013, 2014, 2015)
- CHIA and carrier review profile report together and develop business rules for versioning
- CHIA applies business rules to sample data and shares results with carrier
- Carrier approves method for release purposed or suggests changes
- Once business rules are finalized with carrier, CHIA applies method to production data for release purposes (where possible)

# Pharmacy Versioning Challenges

---



- Variation among adjudication patterns
- Pharmacy-Benefit-Manager (PBM) contracts change and carrier platforms change which result in submission pattern differences
- Sometimes difficult for carriers to interpret the PBM's data
- Sometimes difficult for carriers to review older transaction data.

# Pharmacy Versioning Findings

1. The majority of data does **not** require versioning because there's only one version of the claim within MA APCD.
2. There's variation in the submission pattern of critical data elements\* for versioning.
3. For example, some carriers are incrementing the version number for each new version of the claim. Others are submitting zero for every version of the claim.
4. Some carriers are submitting back-outs every time a claim is replaced. Others are not.
5. Some carriers are submitting negative values in the backed-out claims. Others are not.

\* See next slide for list of critical data elements.

# Pharmacy Versioning

## Critical Data Elements for Rx Versioning

<b>Submitter ID (HD002)</b>	<b>Drug Code (PC026)</b>
<b>Carrier Specific Unique Member ID (PC107)</b>	<b>New Prescription or Refill (PC028)</b>
<b>Payer Claim Control Number (PC004)</b>	<b>Date Prescription Filled (PC032)</b>
<b>Claim Line Type (O, V, R, B, A) (PC110)</b>	<b>Script Number (PC058)</b>
<b>Line Counter (PC005)</b>	<b>Paid Date (PC063)</b>
<b>Version Number (PC005A)</b>	<b>Submission Year and Month</b>
<b>Pharmacy Number (PC018)</b>	<b>Currency Data Elements (for some carriers)</b>



# Pharmacy Versioning

---



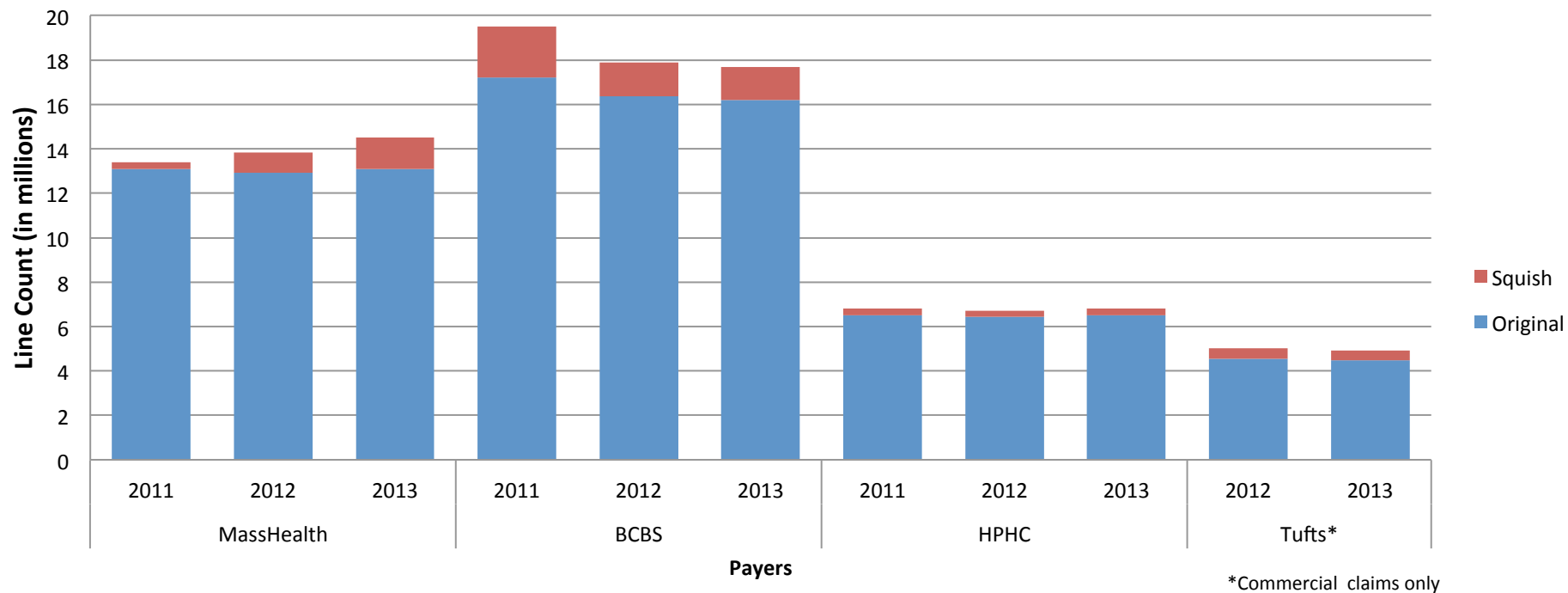
## Squish Method Explained:

Some carriers suggested a method called 'Squish' where the currency fields are added together for multiple versions of the same claim. When the NET AMOUNT of the currency values equals zero, the transaction is considered voided.

# Rx Versioning: Squish!



## APCD Release 3.0 Pharmacy Data Impact of Versioning



# MA APCD Profiles

CHIA.

[www.chiamass.gov/ma-apcd](http://www.chiamass.gov/ma-apcd)



HEALTH INFORMATION AND ANALYSIS CHIA DATA ABOUT CHIA

- MA APCD**
- Case Mix Data
- Information for Data Submitters
- Hospital and Other Provider Data
- Public Records Request

[CHIA Data » MA APCD](#)

## Massachusetts All Payer Claims Database

### Massachusetts All Payer Claims Database

The Massachusetts All Payer Claims Database (MA APCD) is the most comprehensive source of health claims data from public and private payers in Massachusetts. With information on the vast majority of Massachusetts residents, the MA APCD promotes transparency, and affords a deep understanding of the Massachusetts health care system.

CHIA's enabling statute allows for the collection of data from commercial payers, third party administrators and public programs (Medicare and MassHealth, Massachusetts' Medicaid program). These data sets come both from medical insurers and from specialty insurers and administrators of "carved-out" services including pharmacy, mental health/chemical dependency, dental, and vision.

It is used by health care providers, health plans, researchers, and others to address a wide variety of issues, including price variation, population health and quality measurement.

### How is MA APCD unique?

While several states have All Payer Claims Databases, the MA APCD has a unique focus on the efficiencies to be achieved by having a single independent agency - as opposed to multiple state agencies - collect data from payers.

CHIA offers the additional benefit of having the infrastructure to work collaboratively with payers to improve data quality and completeness and having the specialized staff needed to normalize data across payers to support cross-payer analyses.

MA APCD Overview Information	
<ul style="list-style-type: none"><li>MA APCD Overview</li><li>MA APCD Non-Technical Overview (PPT)</li><li>MA APCD Data Profile Reports</li><li>MA APCD Release Notes (R4.0)</li></ul>	
Steps to Request the Data	
Government Requests	Non-Government Requests
MA APCD Current Release Documentation	
<b>Government</b> <ul style="list-style-type: none"><li>Documentation Guide</li><li>Data Element Specifications</li></ul>	<b>Non-Government (Limited Data Set-LDS)</b> <ul style="list-style-type: none"><li>Documentation Guide</li><li>Data Element Specifications</li></ul>
<a href="#">MA APCD Documentation Archive</a>	
User Support / Contact Us	

Link to MA APCD Data Profile Reports



# MA APCD Profiles



<http://www.chiamass.gov/individual-apcd-data-profile-reports/>



[CHIA Data](#) » [MA APCD](#) » [MA APCD Data Profile Reports](#)

## Massachusetts All-Payer Claims Database Data Profile Reports

### APCD 3.0 and 2.1 Releases

As part of our continued efforts in data quality improvement and transparency, the Center for Health Information and Analysis (CHIA) produced a set of profile reports on 2012 Member Eligibility (ME file) and Medical Claims (MC file). The profiles will help MA APCD users get a sense of the completeness and robustness of the data. The data profiles have been prepared for the largest payers submitting to the MA APCD using 2012 (Release 2.1) and 2013 (Release 3.0) data. The profiles are in Excel Workbooks with spreadsheets and do not contain protected health information.

Please submit your questions related to the reports to CHIA's APCD mailbox: [CHIA-APCD@state.ma.us](mailto:CHIA-APCD@state.ma.us).

Carrier Name	Version 3.0		Version 2.1	
	Member Eligibility	Medical Claims	Member Eligibility	Medical Claims
Aetna Health Inc. - Aetna Health Insurance Company HMO and POS Business on the Automated Claims Adjudication System (ACAS)			<a href="#">Excel</a>	<a href="#">Excel</a>
Aetna Health Inc. (PA) - Aetna Life Ins. Co. (ALIC)			<a href="#">Excel</a>	<a href="#">Excel</a>
Aetna Life Insurance Company			<a href="#">Excel</a>	<a href="#">Excel</a>
Aetna Life Insurance Company - Aetna Student Health			<a href="#">Excel</a>	<a href="#">Excel</a>
Aetna Life Insurance Company - Medicare			<a href="#">Excel</a>	<a href="#">Excel</a>



# User Questions

# Question: What is the leading reason for casemix application requiring revisions before proceeding to review?

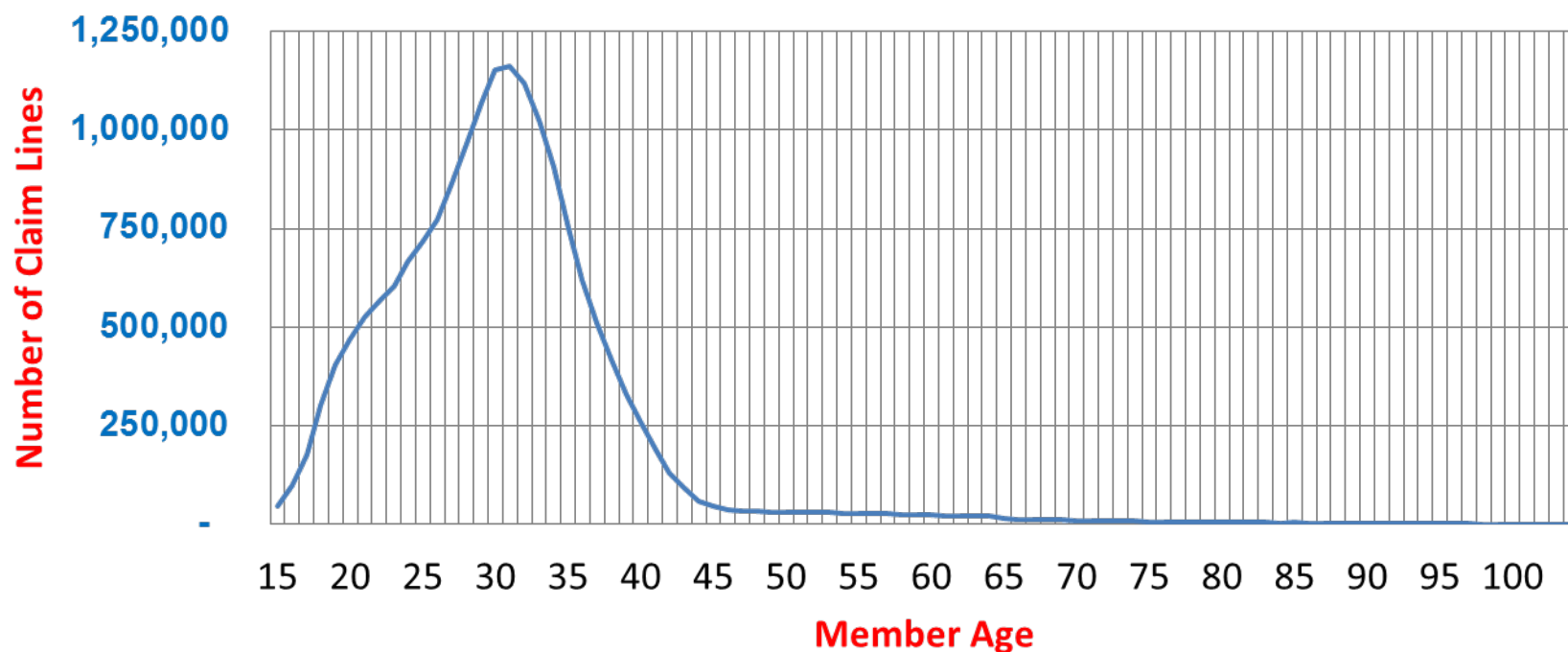
**Answer:** Seventy-Five percent of applicants for Casemix Data overlook Section III's request to **provide justification for requesting the chosen level**. Please remember to complete Section III before uploading your application to IRBNet.

CASE MIX	Levels 1 – 6	Fiscal Years Requested
Inpatient Discharge	<input type="checkbox"/> Level 1 – No Identifiable Data Elements <input type="checkbox"/> Level 2 – Unique Physician Number (UPN) <input type="checkbox"/> Level 3 – Unique Health Information Number (UHIN) <input type="checkbox"/> Level 4 – UHIN and UPN <input type="checkbox"/> Level 5 – Date(s) of Admission; Discharge; Significant Procedures <input type="checkbox"/> Level 6 – Date of Birth; Medical Record Number; Billing Number <b><u>PLEASE PROVIDE JUSTIFICATION BELOW FOR REQUESTING THE CHOSEN LEVEL:</u></b>	<u>1998 – 2014 Available</u> (limited data 1989-1997)
Outpatient Observation	<input type="checkbox"/> Level 1 – No Identifiable Data Elements <input type="checkbox"/> Level 2 – Unique Physician Number (UPN) <input type="checkbox"/> Level 3 – Unique Health Information Number (UHIN) <input type="checkbox"/> Level 4 – UHIN and UPN <input type="checkbox"/> Level 5 – Date(s) of Admission; Discharge; Significant Procedures <input type="checkbox"/> Level 6 – Date of Birth; Medical Record Number; Billing Number <b><u>PLEASE PROVIDE JUSTIFICATION BELOW FOR REQUESTING THE CHOSEN LEVEL:</u></b>	<u>2002 – 2014 Available</u>
Emergency Department	<input type="checkbox"/> Level 1 – No Identifiable Data Elements <input type="checkbox"/> Level 2 – Unique Physician Number (UPN) <input type="checkbox"/> Level 3 – Unique Health Information Number (UHIN) <input type="checkbox"/> Level 4 – UHIN and UPN <input type="checkbox"/> Level 5 – Date(s) of Admission; Discharge; Significant Procedures <input type="checkbox"/> Level 6 – Date of Birth; Medical Record Number; Billing Number <b><u>PLEASE PROVIDE JUSTIFICATION BELOW FOR REQUESTING THE CHOSEN LEVEL:</u></b>	<u>2000 – 2014 Available</u>

**Question:** The APCD data has women age 60+ with codes indicating pregnancy and live delivery in hospital even though we know from MA Vital Records that the 2010 oldest maternal age for a live birth was 54. We are applying for the 2013 and 2014 data. How can we be confident in the accuracy of the birth data for all other ages?

**Answer:** All years of Release 4.0 MA APCD contain 17.6 million claim lines for pregnancies and live deliveries. In profiling the age distribution of those claim lines, less than 1% were found for those 60 and older (see Table 1 below). This anomaly was mainly limited to one carrier, with approximately 90% of claim lines having a paid amount of less than one dollar, with half of the claim lines appearing in one year of data and decrease to less than 0.3% in subsequent years. This anomaly is mostly limited to one payer's claim lines.

**Table 1. Age Distribution of Pregnancies and Live Deliveries in APCD Release 4.0 (All Years)**



# Question: I can't decide whether to use APCD or Casemix. What proportion of Massachusetts residents seek care in surrounding States?

**Answer:** In a count of distinct MA MEIDs for Medical Claims by Service Provider State , 8.5% of MA residents get care in surrounding states (see Table 1 ).

**Table 1. Proportion of Distinct MEIDs for MA residents by Service Provider State**

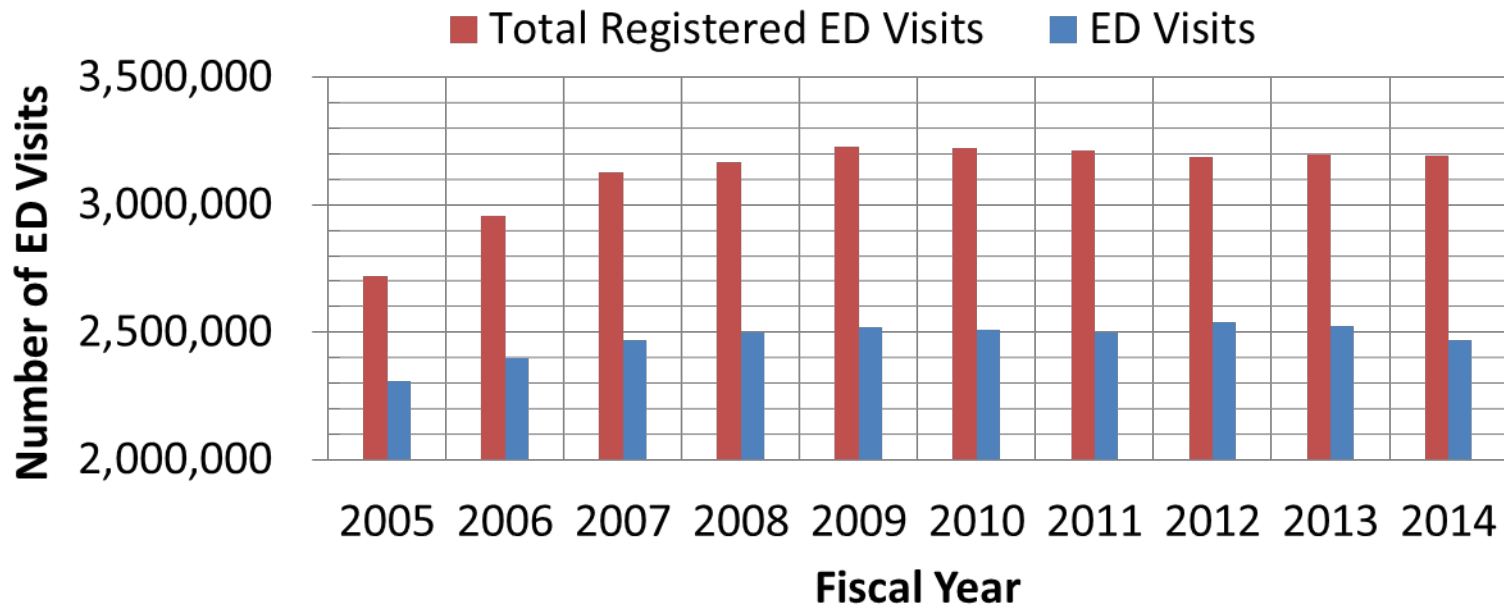
<u>SERVICE PROVIDER STATE</u>	<u>2014</u>
MA	<b>79.3%</b>
Out of NE Region	<b>9.6%</b>
Blank	<b>2.6%</b>
<u>New England Region/Bordering States</u>	
RI	2.1%
ME	2.0%
NH	1.8%
CT	1.3%
NY	1.1%
VT	0.2%
<b>Total Proportion New England</b>	<b>8.5%</b>



**Question: The Emergency Department (ED) datasets for the years 2011-2013 have about 2.5 million patient visits per year, but the report recently published by CHIA quotes 3,062,912 ED visits in FY2013. I am trying to make sense of the differences, but I cannot find a good explanation.**

**Answer:** The ED Visit data includes only routine departures, transfers, dead on arrivals or deaths in the ED which over the past 10 years averaged 2.5 million visits per year. Hospitals also submit data on patients who entered observation stay through the ED and who are admitted for inpatient care through the ED. The total registered in the ED over 10 years has averaged 3.1 million visits per year.

**Table 1. Comparison of ED Visits in ED File to Total Registered in ED**



**Question: Should I be only looking at claim line type “Original” since the others (Void, Amendment, Replacement, Back Out) do not seem to fit into what looks right?**

**Answer:** For financial and service access analysis purposes, after benefits adjudication by the carrier, the original claim line is not always the line paid. In MA-APCD Release 4.0, which contains 1.7 billion medical claim lines, 67% of original claim lines were the highest version paid (see Table 1 below).

**Table 1. Claim Line Type Percent by Version Indicator Flag**

<b><u>CLAIM LINE TYPE</u></b>	<b><u>Not Highest Version Paid</u></b>	<b><u>Highest Version Paid</u></b>	<b><u>Versioning Not Applied</u></b>
Amendment	0.45%	1.56%	0.18%
Backout	1.74%	0.00%	0.13%
Original	13.67%	<b>67.04%</b>	9.39%
Replacement	1.07%	3.85%	0.23%
Void	0.67%	0.00%	0.04%
Blank	0.00%	0.00%	0.01%

**Question:** I find the “Highest Version Paid Indicator Flag” and the “Highest Version Indicator Flag” confusing. What is the difference between the two?

**Answer:** The **Highest Version Paid Indicator** is intended only to designate the highest version of a claim line that was **PAID**. This is the version indicator approved by carriers through discussions with CHIA for MA APCD release and financial analysis purposes (**See Table 1.**) The **Highest Version Indicator** indicates that the claim line is the highest version claim line, which can include **paid or denied claim claims** (**See Table 2**). Comparing the frequency distributions of Table 1 and Table 2, show how closely the highest version of claims align with claim lines paid.

**Table 1. Claim Line Type Percent by Version Indicator Flag**

<u>CLAIM LINE TYPE</u>	<u>Not Highest Version Paid</u>	<u>Highest Version Paid</u>	<u>Versioning Not Applied</u>
Amendment	0.45%	1.56%	0.18%
Backout	1.74%	0.00%	0.13%
Original	13.67%	<b>67.04%</b>	9.39%
Replacement	1.07%	3.85%	0.23%
Void	0.67%	0.00%	0.04%
Blank	0.00%	0.00%	0.01%

**Table 2. Claim Line Type Percent by Highest Version Indicator Flag**

<u>CLAIM LINE TYPE</u>	<u>Not Highest Version Claim Line</u>	<u>Highest Version Claim Line</u>	<u>Versioning Not Applied</u>
Amendment	0.2%	1.9%	0.2%
Backout	1.7%	0.0%	0.1%
Original	4.8%	<b>75.9%</b>	9.4%
Replacement	0.4%	4.5%	0.2%
Void	0.7%	0.0%	0.0%
Blank	0.0%	0.0%	0.0%

# Calendar

---



- January 26 – User Workgroup Webinar
- January 28 – Data Release Committee Meeting

# Questions?

---



- General questions about the APCD:  
([CHIA-APCD@state.ma.us](mailto:CHIA-APCD@state.ma.us))
- Questions related to APCD applications:  
([apcd.data@state.ma.us](mailto:apcd.data@state.ma.us))
- Questions related to Case Mix:  
([casemix.data@state.ma.us](mailto:casemix.data@state.ma.us))

REMINDER: Please include your **IRBNet ID#**, if you currently have a project using CHIA data