

CHIA USER WORKGROUP

Don Kirkwood (Manager of Data Release and Procurement)

Sylvia Hobbs (Manager of User Support)

Scott Curley (Manager Privacy & Compliance)

June 28, 2022

Agenda

- Announcements:
 - APCD Release CY 2020 Updates
 - FY20 Case Mix Release Projections
- Website Updates
- User Support Questions
 - Multiple State APCDs
 - Sources for Comparing APCD policies
 - Sources for Comparing APCD data elements
 - The Status Research Using APCDs
- Q&A

MA APCD CY 2020 (Release 10.0)

- Available for request
- Applicants with *approved projects* that require updated APCD data (CY 2020 Data) should submit to CHIA a completed Exhibit B (*Certificate of Continued Need and Compliance*) of the Data Use Agreement. After submitting a completed Exhibit B you will receive an invoice (if applicable) for the requested data. Upon payment of the invoice the order for the data will be placed.
- **CY 2020 Data** includes data on services from January 2016 – December 2020 with six months of claim runout.

Case Mix FY21 Release

CURRENT RELEASE TIMEFRAMES FOR EACH FILE:

- Inpatient (HIDD)
Available for request
- Emergency Department (ED)
August 2022
- Outpatient Observation (OOD)
September 2022
- Applicants with *approved projects* that require newly available year(s) of Case Mix Data (e.g., FY 19) should submit to CHIA a completed Exhibit B (*Certificate of Continued Need and Compliance*) of the Data Use Agreement. After submitting a completed Exhibit B you will receive an invoice (if applicable) for the requested data. Upon payment of the invoice the order for the data will be placed.



Website Release Updates

- Updates on the production of APCD and Case Mix databases and status of data requests are now posted to CHIA's website!
 - **Aim #1** is to provide weekly or bi-weekly status update on CHIA data products as they are in development.
 - **Aim #2** is to provide applicants with information about expected fulfillment status for individual data requests.
 - Request IDs will be communicated to Data Requestors via email.
- Please visit <http://www.chiamass.gov/status-of-data-requests/> to see the current status of releases.

USER QUESTIONS

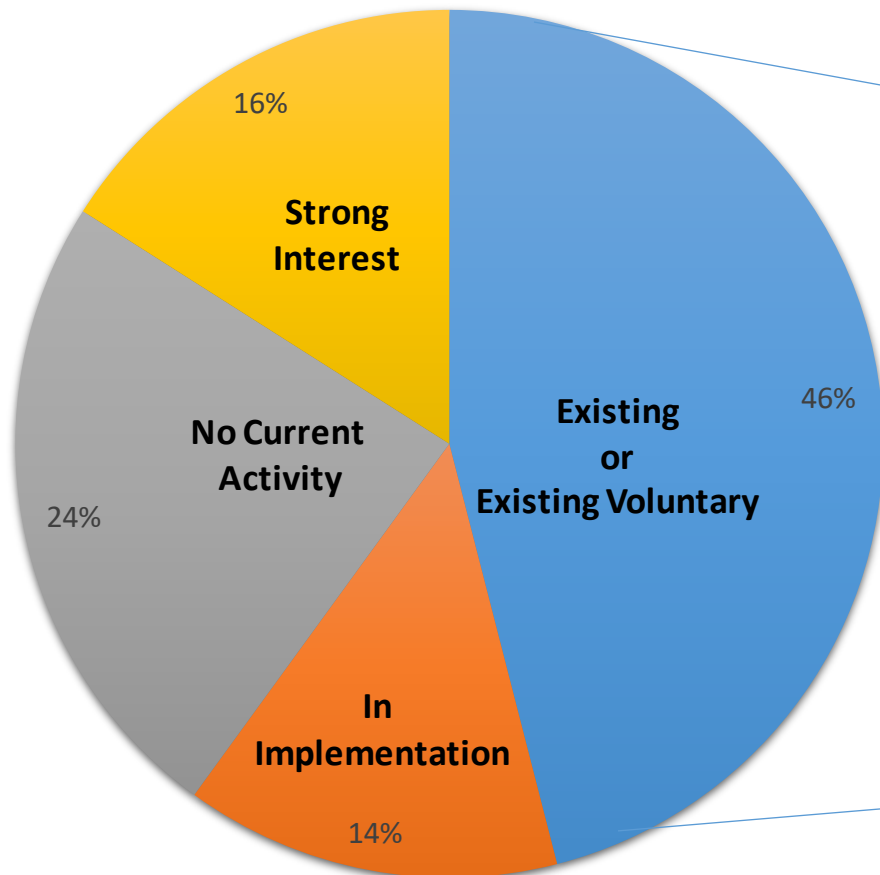
Question: Before applying for all-payer claims data, I want to understand how states differ in data release regulations and data fields available. What would be the best approach for getting this information?

COMPARING POLICIES AND DATA



Answer: The APCD Council, a collaborative of government, private, non-profit, and academic organizations focused on improving the development and deployment of state-based APCDs, convene and coordinated by the University of New Hampshire's Institute for Health Policy and Practice and the National Association of Health Data Organizations (NAHDO), maintains an interactive state update map with clickable links that direct you to each state's APCD data collection status, regulations, policies and data fields available, see: <https://www.apcdouncil.org/state/map>

STATUS OF ALL PAYER CLAIMS DATA COLLECTION IN 50 STATES



32% of States Existing APCD

Arkansas	Colorado
Connecticut	Delaware
Florida	Kansas
Maine	Maryland
Massachusetts	Minnesota
New Hampshire	New York
Oregon	Utah
Vermont	Virginia

14% of States Existing Voluntary APCD

California	Michigan
Missouri	Oklahoma
South Carolina	Washington
Wisconsin	

Continued



Answer (continued): In addition, the **APCD Council** also maintains a “State Efforts” directory with three separate web pages which contain specific link addresses for:

COMPARING POLICIES AND DATA



- State APCD legislation enabling the collection of health care claims data: <https://www.apcdouncil.org/apcd-legislation-state>
- State claims data release rules and procedures governing the process of requesting data: <https://www.apcdouncil.org/claims-data-release-rules>
- State claims data collection rules for what can and should be collected in an all-payer claims database: <https://www.apcdouncil.org/claims-data-collection-rules>
- State data access applications and request procedures: <https://www.apcdouncil.org/state-data-access>

APCD Showcase
ALL-PAYER CLAIMS DATABASE

presented by the APCD Council

APCD Showcase: States Leading by Example

Welcome to the APCD Showcase where examples from state all-payer claims databases (APCDs) have been organized in order to provide stakeholders with tangible examples of APCD reports and websites. The examples have been organized by intended audience, and are also searchable by additional criteria. We invite you to explore the site and learn more about the value that APCDs provide to states and their stakeholders.

Choose from the categories below or [See all Case Studies >](#)

<p>Consumers Consumer websites primarily focused on cost and quality</p>	<p>Employers Employer and purchasing coalition efforts</p>	<p>Providers Accountable Care Organizations and quality</p>	<p>Researchers Academic and "think tank" research</p>
<p>Population Health Incidence, prevalence, quality, and utilization</p>	<p>Insurance Department Regulatory and market use cases</p>	<p>Medicaid Comparisons between Medicaid and Commercial populations</p>	<p>Health Reform Medical Home, Accountable Care Organizations & Triple Aim</p>



APCD Showcase ALL-PAYER CLAIMS DATABASE

The APCD Council includes an interactive APCD Showcase at: <https://www.apcdshowcase.org/> organized into eight categories of case study stakeholders.

Continued



COMPARING POLICIES AND DATA



CHOOSE A CATEGORY:

[See All Case Studies](#)

[Consumers](#)

[Employers](#)

[Providers](#)

[Researchers](#)

[Population Health](#)

[Insurance Department](#)

[Medicaid](#)

[Health Reform](#)

State:

Massachusetts

Purpose:

- Utilization
- Cost
- Quality

Carriers:

- Commercial
- Medicaid
- Medicare

File Type:

- Health
- Pharmacy
- Dental

[Clear Filters](#)

Case Studies

<p>BRCA1/2 testing among young women with breast cancer in Massachusetts, 2010-2013: An observational study using state cancer registry and All-Payer claims data MARCH 2022</p>	<p>Hospital Pediatrics Small-Area Variation in the Care of Low-Risk Neonates in Massachusetts and Texas DECEMBER 2020</p>	<p>Massachusetts Commercial Prescription Drug Use and Spending, 2015-2017 FEBRUARY 2020</p>
<p>Touchpoints - Opportunities to predict and prevent opioid overdose: A cohort study NOVEMBER 2019</p>	<p>Association Between Receipt of a Medically Tailored Meal Program and Health Care Use APRIL 2019</p>	<p>Individual Purchasers in the Massachusetts Health Care System MAY 2018</p>
<p>Enrollment Trends February 2018 Edition FEBRUARY 2018</p>	<p>Annual Health Care Cost Trends Report 2016 FEBRUARY 2017</p>	<p>Performance of the Massachusetts Health Care System: Annual Report September 2016 SEPTEMBER 2016</p>

Answer (continued): For example, the APCD Showcase has a dropdown box which allows you to select studies from a specific state based on each of the stakeholder categories, the purpose of the study (utilization, cost, quality), the carrier's data used (commercial, Medicaid, Medicare), and the file type (health, pharmacy, dental). In the example, to the right, Massachusetts has been selected and eleven studies are returned. Please keep in mind that this site is limited to select studies which have been submitted by the authors or stakeholders for showcased by the APCD Council.

Continued



COMPARING POLICIES AND DATA



2022

Investigator and Organization	Article Title	Publication	Full Citation	Data Application
Victoria Nielsen, Massachusetts Department of Public Health	Integration of Regional Hospitalizations, Registry and Vital Statistics Data for Development of a Single Statewide Ischemic Stroke Database	Journal of Stroke and Cerebrovascular Diseases	Zhiyu Yan, Victoria Nielsen, Glory Song, Anita Christie, Lee Schwamm, Kori Zachrisson, Integration of Regional Hospitalizations, Registry and Vital Statistics Data for Development of a Single Statewide Ischemic Stroke Database, Journal of Stroke and Cerebrovascular Diseases, Vol 31, 2022, https://doi.org/10.1016/j.jstrokecerebrovasdis.2021.106238 .	DPH-related project

2021

Investigator and Organization	Article Title	Publication	Full Citation	Data Application
Meng-Yun Lin, Girish Mishra, Jacqueline Ellison, Godwin Osei-Poku, Julia C. Prentice, Betsy Lehman Center	Differences in patient outcomes after outpatient gastrointestinal endoscopy across settings: a statewide matched cohort study	Gastrointestinal Endoscopy	Meng-Yun Lin, Girish Mishra, Jacqueline Ellison, Godwin Osei-Poku, Julia C. Prentice: Differences in patient outcomes after outpatient gastrointestinal endoscopy across settings: a statewide matched cohort study. Gastrointestinal Endoscopy, December 31, 2021, https://doi.org/10.1016/j.gie.2021.12.025	Betsy Lehman Center-related project
Craig Evan Pollack, Johns Hopkins University School of Medicine	Using the Moving to Opportunity Experiment to Investigate the Long-Term Impact of Neighborhoods on Healthcare Use by Specific Clinical Conditions and Type of Service	Housing Policy Debate	Craig Evan Pollack, Debra G. Bozzi, Amanda L. Blackford, Stefania DeLuca, Rachel L. J. Thornton & Bradley Herring (2021) Using the Moving to Opportunity Experiment to Investigate the Long-Term Impact of Neighborhoods on Healthcare Use by Specific Clinical Conditions and Type of Service, Housing Policy Debate, DOI: 10.1080/10511482.2021.1951804	Comparative effectiveness of moving to a low-versus remaining in a high-poverty neighborhood for health care utilization and costs of care
Shenam Ticku, Harvard Medical School / Harvard School of Dental Medicine	Dental care utilization in Massachusetts before and after initiation of medication for opioid use disorder: A cross-sectional study of a state all-payer claims database	Journal of Public Health Dentistry	Simon, L, Choudhary, A, Ticku, S, Barrow, J, Tobey, M. Dental care utilization in Massachusetts before and after initiation of medication for opioid use disorder: A cross-sectional study of a state all-payer claims database. J Public Health Dent. 2021; 1–7. https://doi.org/10.1111/jphd.12488	Oral health utilization in the state of Massachusetts
Megan B. Cole, Boston University	The Effects of Integrating Behavioral Health into Pediatric Primary Care at Federally Qualified Health Centers: An All Payer Analysis	Health Services Research	Cole, M., Kim, J., Bair-Merritt, M. and Sheldrick, R.C. (2021). The Effects of Integrating Behavioral Health into Pediatric Primary Care at Federally Qualified Health Centers: An All Payer Analysis. Health Serv Res, 56: 64-65. https://doi.org/10.1111/1475-6773.13788	Integrating Behavioral Health Into the Pediatric Medical Home for Low-Income Children
Vicki Fung, Massachusetts General	Expanding Medicaid Eligibility for Young Adults: Impact on	Health Services	Dass, D., Price, M. and Fung, V. (2021). Expanding Medicaid Eligibility for Young Adults: Impact on Coverage in Massachusetts	Medicaid Payment Policy and Access to Care for Dual-Eligible

Answer (continued): CHIA also posts a list of publications using the MA APCD which can be found on the **Resultant Research Using the MA APCD and CHIA's Case Mix Data** website at: <https://www.chiamass.gov/resultant-research-using-chia-data/> The table website contains a sample of external research publications using CHIA's MA APCD and Case Mix data (by year of publication). These publications are found through periodic literature searches or when authors notify CHIA of publication.

COMPARING POLICIES AND DATA



Answer (continued): Another robust tool for comparing APCD data fields by State is AHRQ's United States Health Information Knowledgebase (USHIK) which contains information from healthcare-related initiatives, including All-Payer Claims Databases, CMS Quality Reporting, Children's EHR Format, Clinical Quality Measures available for feedback, AHRQ's Patient Safety / Common Formats, and others.

<https://ushik.ahrq.gov/mdr/portals/apcd>

All Payer Claims Databases

State Policy Makers

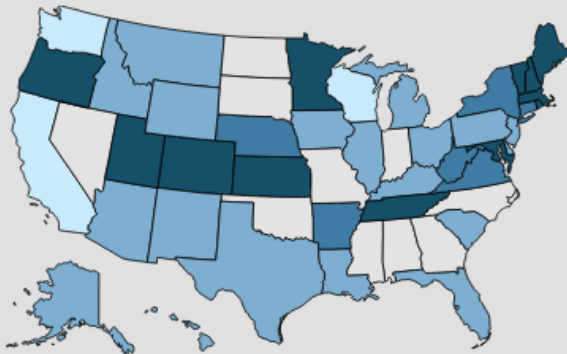
- List States
- View Details and File Submissions for each State
- Compare States to each other
- Download all File Submissions for each State

Payers

- List File Submission Specifications
- View Details for File Submissions
- Compare File Submissions
- Download File Submissions

Help

- APCD Council's FAQ
- Submit a help request



Existing
 In Implementation
 Strong Interest
 No Current Activity
 Existing Voluntary Effort

**Credit: APCD Council, a collaboration between the University of New Hampshire and the National Association of Health Data Organizations*

Show Data Elements Related To States

<p>APCD Council</p> <p>Details for APCD Council Data Elements for APCD Council APCD Council: [apcdouncil.org]</p>	<p>Colorado</p> <p>Details for Colorado Data Elements for Colorado APCD Council: Colorado [apcdouncil.org]</p>
<p>Connecticut</p> <p>Details for Connecticut Data Elements for Connecticut APCD Council: Connecticut [apcdouncil.org]</p>	<p>Maine</p> <p>Details for Maine Data Elements for Maine APCD Council: Maine [apcdouncil.org]</p>
<p>Maryland</p> <p>Details for Maryland Data Elements for Maryland APCD Council: Maryland [apcdouncil.org]</p>	<p>Massachusetts</p> <p>Details for Massachusetts Data Elements for Massachusetts APCD Council: Massachusetts [apcdouncil.org]</p>
<p>Minnesota</p> <p>Details for Minnesota Data Elements for Minnesota APCD Council: Minnesota [apcdouncil.org]</p>	<p>New Hampshire</p> <p>Details for New Hampshire Data Elements for New Hampshire APCD Council: New Hampshire [apcdouncil.org]</p>
<p>Oregon</p> <p>Details for Oregon Data Elements for Oregon APCD Council: Oregon [apcdouncil.org]</p>	<p>Pennsylvania</p> <p>Details for Pennsylvania Data Elements for Pennsylvania APCD Council: Pennsylvania [apcdouncil.org]</p>
<p>Rhode Island</p> <p>Details for Rhode Island Data Elements for Rhode Island APCD Council: Rhode Island [apcdouncil.org]</p>	<p>Tennessee</p> <p>Details for Tennessee Data Elements for Tennessee APCD Council: Tennessee [apcdouncil.org]</p>
<p>Utah</p> <p>Details for Utah Data Elements for Utah APCD Council: Utah [apcdouncil.org]</p>	<p>Vermont</p> <p>Details for Vermont Data Elements for Vermont APCD Council: Vermont [apcdouncil.org]</p>
<p>Virginia</p> <p>Details for Virginia Data Elements for Virginia APCD Council: Virginia [apcdouncil.org]</p>	

Continued

COMPARING POLICIES AND DATA



Answer (continued): USHIK is a robust interactive portal which allows you to select which state APCDs you would like to compare files and data you would like to compare with the option of downloading the selected fields compared in an EXCEL spreadsheet. Below is an example of the compare state option screen looks like.

Select All	States	Source	File Submissions
<input type="checkbox"/>	<input type="text" value=""/>		<ul style="list-style-type: none"> Dental Claims File Submission Dental Eligibility File Submission Dental Provider File Submission Dental Service Providers File Submission Medical Claims File Submission Medical Eligibility File Submission Medical Providers File Submission Medical Service Providers File Submission Pharmacy Claims File Submission Pharmacy Eligibility File Submission Pharmacy Provider File Submission Pharmacy Service Providers File Submission
<input type="checkbox"/>	Maryland	Maryland Health Care Commission Medical Care Data Base	<ul style="list-style-type: none"> Dental Services Fixed Format File Submission Institutional Services File Submission Medical Eligibility File Submission Pharmacy Fixed Format File Submission Professional Services Fixed Format File Submission Professional Services Variable Format File Submission Provider Fixed Format File Submission
<input type="checkbox"/>	Massachusetts	Massachusetts All-Payer Claims Database	<ul style="list-style-type: none"> Benefit Plan Control Total File Submission Dental Claims File Submission Medical Claims File Submission Member Eligibility File Submission Pharmacy Claims File Submission Product File Submission Provider File Submission
<input type="checkbox"/>	Minnesota	Minnesota Health Care Claims Reporting System [www.health.state.mn.us]	<ul style="list-style-type: none"> Medical Claims File Submission Medical Eligibility File Submission Pharmacy Claims File Submission
<input type="checkbox"/>	New Hampshire	New Hampshire Comprehensive Health Care Information System [nhchis.com]	<ul style="list-style-type: none"> Dental Claims File Submission Medical Claims File Submission Medical Eligibility File Submission Pharmacy Claims File Submission
<input type="checkbox"/>	Oregon	Oregon All Payer All Claims Database	<ul style="list-style-type: none"> Claims File Control Totals File Submission Medical Claims File Submission Medical Eligibility File Submission Medical Providers File Submission Member Months Control Totals File Submission

Continued

Answer (continued): USHIK also provides a selection menu to drill down and select from any of the 5,577 APCD data elements collected by all the states. For example, you can see that the Maine is the only state that has an abortion flag field in its medical claims and Massachusetts, Colorado, Connecticut, and Utah are the only states which have actuarial value. It is important to note that this data is subject to change and updates that have not been reflected in the comparison tool.

COMPARING POLICIES AND DATA



United States Health Information Knowledgebase

Feedback / Help

Search APCD



- USHIK Home
- Standards
- HITSP
- Common Formats
- Quality Reporting
- All-Payer Claims
- Draft Measures
- Child EHR Format

Data Elements

«first «previous 1 2 3 4 5 6 7 8 next» last»

Results 1 - 50 of 5577

10 25 50 100

- Compare
- Excel
- View All Data Elements

Select All	Data Elements	Data Element ID	State	File Submission
<input type="checkbox"/>	<input type="text"/>	<input type="text"/>	0 selected	0 selected
<input type="checkbox"/>	Abortion Flag	MC914	Maine	Medical Claims File Submission
<input type="checkbox"/>	Accepting New Patients	PV049	Massachusetts	Provider File Submission
<input type="checkbox"/>	Accident Indicator	MC126	Connecticut	Medical Claims File Submission
<input type="checkbox"/>	Accident Indicator	MC126	Massachusetts	Medical Claims File Submission
<input type="checkbox"/>	Actuarial Value	ME120	Colorado	Medical Eligibility File Submission
<input type="checkbox"/>	Actuarial Value	ME120	Connecticut	Medical Eligibility File Submission
<input type="checkbox"/>	Actuarial Value	ME120	Utah	Medical Eligibility File Submission
<input type="checkbox"/>	Actuarial Value	ME120	Massachusetts	Member Eligibility File Submission
<input type="checkbox"/>	Actuarial Value	BP003	Massachusetts	Benefit Plan Control Total File Submission
<input type="checkbox"/>	Adjustment Type Code	ADJ_TYP_CD	Tennessee	Medical File Submission
<input type="checkbox"/>	Adjustment Type Code	ADJ_TYP_CD	Tennessee	Pharmacy Claims File Submission
<input type="checkbox"/>	Admission Date/Hour 2300 DTP03 When DTP01=435	47	Utah	Medical Claims File Submission 837I
<input type="checkbox"/>	Admission Date	MC018	APCD Council	Medical Claims File Submission
<input type="checkbox"/>	Admission Date	MC018	Colorado	Medical Claims File Submission
<input type="checkbox"/>	Admission Date	MC018	Connecticut	Medical Claims File Submission
<input type="checkbox"/>	Admission Date	MC018	Maine	Medical Claims File Submission
<input type="checkbox"/>	Admission Date	MC018	Minnesota	Medical Claims File Submission
<input type="checkbox"/>	Admission Date	MC018	New Hampshire	Medical Claims File Submission
<input type="checkbox"/>	Admission Date	18	Pennsylvania	Medical Claims File Submission

Continued





























































































Answer (continued): USHIK also enables a mapping of the relationship between each state's APCD data element in alignment with the APCD Council's definition based on the American National Standards Institute Accredited Standards Committee X12 (ANSI ASC X12). In the example shown below, you will see that most of the Massachusetts data elements are in alignment with the ASC X12 standard.

COMPARING POLICIES AND DATA



View APCD/ASC X12 Relationship Mapping:

Select this item under Artifacts in the menu bar for a page that shows the alignment of APCD data elements to ASC X12 data elements. This page also displays some of the States that have an existing APCD and whether the APCD council data element is used in their medical claims file submission specification. Please note this page is a work in progress, from the APCD PACDR committee. Currently, it does not include all active APCD. As more information becomes available, this page will be updated accordingly.

USHIK Home	Standards	HITSP	Common Formats	Meaningful Use	All-Payer Claims	S&I Framework	Draft Measures						
APCD To ASC X12 Relationship Mapping													
<p>The APCD to ASC X12 Relationship Mapping provides an alignment of APCD Council [www.apcdouncil.org] data elements to ASC X12 5010 data elements and to state APCD data elements for medical claims. A checkmark  in a state column indicates that the state collects the data element corresponding to the APCD data element on a particular row. Note that one APCD data element may map to multiple ASC X12 data elements.</p>													
Grouping / APCD Element	ASC X12 Element	APCD Data Element ID	ME	MA	MN	NH	TN	VT					
Claim													
Claim Status	Claim Status Code	MC038			-								
Insurance Type/Product Code	Claim Filing Indicator Code	MC003											
Line Counter	Assigned Number	MC005											
National Plan ID	Other Payer Primary Identifier Payer Identifier	MC002			-								
Patient Account/Control Number	Patient Control Number	MC068			-		-						
Payer	Other Payer Primary Identifier Submitter Identifier	MC001											
Payer Claim Control Number	Description Payer Claim Control Number Reference Identification Qualifier	MC004											
Record Type		MC899	-										
Type of Bill - Institutional	Claim Frequency Code Facility Code Qualifier Facility Type Code	MC036											
Subscriber													
Encrypted Subscriber First Name	Subscriber First Name	MC102					-						
Encrypted Subscriber Last Name	Subscriber Last Name	MC101					-						
Encrypted Subscriber Middle Initial	Subscriber Middle Name or Initial	MC103					-						
Insured Group or Policy Number	Insured Group or Policy Number Subscriber Group or Policy Number	MC006			-								
Plan Specific Contract Number	Subscriber Primary Identifier	MC008											
Subscriber Social Security Number	Reference Identification Qualifier Subscriber Social Security Number	MC007			-		-						
Patient													
Encrypted Member First Name	Patient First Name	MC105			-		-						
Encrypted Member Last Name	Patient Last Name	MC104			-		-						
Encrypted Member Middle Initial	Patient Middle Name or Initial	MC106			-		-						

Continued 

Answer (continued): The AHRQ USHIK Portal has an easily accessible User Guide which explains how to use all of the interactive query tools in the portal, including how to use the data selection menu bar and how to create lists by state, and sorting alphabetically by data element name.

COMPARING POLICIES AND DATA



https://ushik.ahrq.gov/mdr/portals/apcd/user_guide

U.S. Department of Health & Human Services

[Home](#) [About Us](#) [Careers](#) [Contact Us](#) [Español](#) [FAQ](#) [Email Updates](#)

 Agency for Healthcare Research and Quality
Advancing Excellence in Health Care

United States Health Information Knowledgebase

[Feedback / Help](#)

Search APCD



[USHIK Home](#) [Standards](#) [HITSP](#) [Common Formats](#) [Quality Reporting](#) [All-Payer Claims](#) [Draft Measures](#) [Child EHR Format](#)

User Guide: APCD Portal

- [Navigate the Portal](#)
- [Viewing Data Elements](#)
- [Viewing File Submission Specifications](#)
- [Viewing Information by State](#)
- [View All-Payer Claims Database \(APCD\) Council Data Elements](#)
- [View APCD Council to ASC X12 Relationship Mapping](#)
- [Download data from the APCD portal](#)
- [Report an error or discrepancy or learn more about USHIK](#)

Navigating the Portal:

The USHIK portal for All-Payer Claims Database (APCD) allows for two methods of navigating the site:

1. Clicking on the All-Payer Claims tab displays a map of the United States from the APCD Council that shows the current state of APCD implementations and the right side of the screen shows a listing of participating states whose file specifications have been loaded into the USHIK website.
2. From the top menu, a user can select States, File Submissions, Data Elements, APCD Council Core Data Elements or APCD/ASC X12 mapping, to view specific artifacts.

Viewing Data Elements from the All-Payer Claims home page:

To compare states data elements, select two or more states from the All-Payer Claims home page and click "Show Data Elements Related to States"

[Show Data Elements Related To States](#)

Continued



Answer (continued): A final resource on state APCDS is the National Association of Health Data Organizations (NAHDO). NAHDO maintains an online compendium of all past presentations on APCDs at their conferences available at: https://www.nahdo.org/annual_meeting/past-conferences

COMPARING POLICIES AND DATA



<https://www.nahdo.org/>

2022 Hot Topics Webinar Series

2022 In-Person Workshop

2022 Spotlight Series

▸ 37th Annual Conference (2022)

[Full Conference Agenda](#)

[Past Conferences](#)

Past Conferences

Want to know more about NAHDO's past conferences? Click on the links below to see the sessions and speakers featured at the NAHDO Annual Meetings and Conferences.

2021 : Virtual	36th Annual Conference	Rising to the Challenge: Connecting Data with Policy
2020 : Virtual	35th Annual Conference	Building a Bridge Between Data and Policy
2019 : Little Rock	34th Annual Meeting	Health Care Data Summit
2018 : Deer Valley UT	33rd Annual Meeting	Health Care Data Summit
2017 : Washington DC	32nd Annual Meeting	Health Care Data and Information to Promote Value and Manage Change
2016 : Minneapolis MN	31st Annual Meeting	Beyond the Ballot: Non-partisan Approaches for Healthcare data, Tools, and Ideas to Inform Health Policy
2015 : Washington DC	30th Anniversary Meeting	Yesterday's Vision, Today's Reality, Tomorrow's Opportunity
2014 : San Diego CA	29th Annual Conference	Innovations in Health Care Data Collection, Analytics and Reporting
2013 : Denver CO	28th Annual Conference	Health Data Summit: Reaching New Heights and Pushing New Boundaries to Transform Health and Health Care
2012 : New Orleans LA	27th Annual Conference	The Power of Data Connections: Renewing the Health Data Grid
2011 : Alexandria VA	26th Annual Conference	Analytics, Accountability, Action



Where can I find past User Workgroup Presentations?

- <http://www.chiamass.gov/ma-apcd-and-case-mix-user-workgroup-information/>

MA APCD / Case Mix Meeting Presentations

2019 Presentations	
2019 MA APCD Presentations	2019 Casemix Presentations
<p>MAAPCD Tuesday, November 26, 2019</p> <ul style="list-style-type: none">• Presentation (PDF) Word	<p>Please Note:</p> <p>The Case Mix Workgroup Meeting for December 2019 was cancelled.</p>
<p>MAAPCD Tuesday, September 24, 2019</p> <ul style="list-style-type: none">• Presentation (PDF) PPT	<p>Case Mix Tuesday, October 22, 2019</p> <ul style="list-style-type: none">• Presentation (PDF) PPT
<p>MAAPCD Tuesday, July 23, 2019</p> <ul style="list-style-type: none">• Presentation (PDF) PPT	<p>Case Mix Tuesday, August 27, 2019</p> <ul style="list-style-type: none">• Presentation (PDF) PPT

When is the next User Group meeting?

- The next User Group will meet Tuesday, July 26.

MA APCD Workgroup

Tuesday,
November 24, 2020 @ 3:00 p.m.

[Join a Meeting](#)

Case Mix Workgroup

Tuesday,
December 22, 2020 @ 3:00 p.m.

[Join a Meeting](#)

[information/](#)

Resultant Research Using CHIA Data

- <https://www.chiamass.gov/resultant-research-using-chia-data>



[CHIA Data](#) » [Resultant Research Using CHIA Data](#)

Resultant Research Using the MA APCD and CHIA's Case Mix Data

The table below contains a sample of external research publications using CHIA's MA APCD and Case Mix data (by year of publication). Case Mix specific research is highlighted in gray. If you have questions please email apcd.data@state.ma.us and/or casemix.data@state.ma.us.

Questions?

- Questions related to MA APCD:
apcd.data@chiamass.gov
- Questions related to Case Mix:
casemix.data@chiamass.gov

REMINDER: Please include your **IRBNet ID#**, if you currently have a project using CHIA data.