

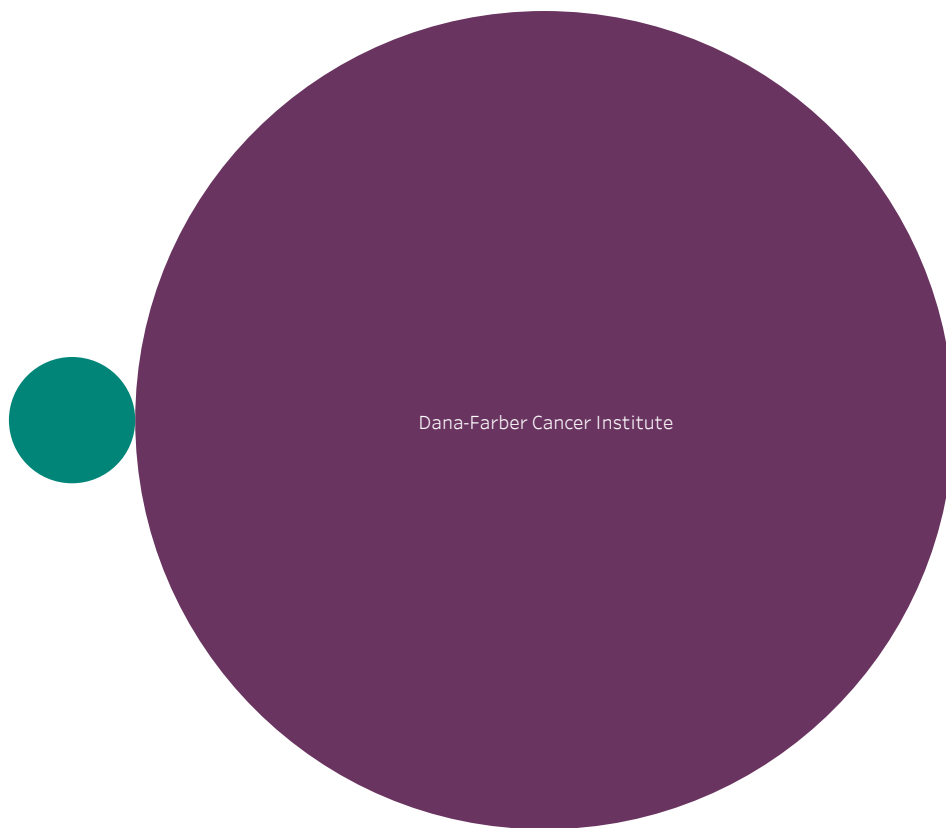


## Dana-Farber Cancer Institute and Subsidiaries

 Physician Organization  
 Specialty Hospital

Images are sized based on the entity's portion of operating revenue within their health system. Image size is not comparable between systems.



		Operating Revenue in Millions	Net Assets in Millions	Profit (Loss) in Millions	Operating Margin	Total Margin
<b>Hospital Health System</b>	Dana-Farber Cancer Institute and Subsidiaries	\$1,705.7	\$1,906.2	\$54.1	-12.3%	2.7%
<b>Acute Hospital</b>	Dana-Farber Cancer Institute	\$1,666.0	\$1,944.5	\$63.0	-12.1%	3.2%
<b>Physician Organization</b>	Dana-Farber Cancer Care Network, Inc	\$39.7		(\$8.9)	-22.5%	-22.4%

\* Table includes only the system's affiliated acute hospitals, physician organizations, and health plans. System totals may also include non-acute hospitals, other health care providers, other owned organizations, and consolidating eliminations.